

Mini-spectrometer TG series C9404CA, C9404CAH, C9405CA

High sensitivity type (integrated with back-thinned type CCD image sensor)



TG series mini-spectrometers are polychromators integrated with optical elements, an image sensor and a driver circuit. Light to be measured is guided into the entrance port of TM series through an optical fiber and the spectrum measured with the built-in image sensor is output from the USB port to a PC for data acquisition. The C9404CA, C9404CAH and C9405CA are high sensitivity mini-spectrometers employing a back-thinned type CCD image sensor. Their sensitivity is about two orders of magnitude higher than CMOS types making them even more ideal for low-light-level measurement. The C9404CAH is high resolution type (resolution: 1 nm Typ.). Their products come supplied with free sample software that allows setting measurement conditions, acquiring and saving data, and displaying graphs. Driver software and DLL are also supplied as accessory items to allow the users to configure their own measurement software.

Features

- Integrated with back-thinned type CCD image sensor: Sensitivity is about two orders of magnitude higher than CMOS types.
- High resolution 1 nm (C9404CAH)
- High throughput due to transmission grating made of quartz
- Easy to install into equipment
- Wavelength conversion factor is recorded in internal memory *1
- Supports external trigger input *2

Applications

- Low-light-level measurement such as fluorescence measurement
- Detection of saccharic acids in foods
- Taste analyzers
- Evaluation of light source characteristics such as UV light source

Optical characteristics

Parameter	TG-UV-CCD		TG-SW NIR-CCD	Unit
	C9404CA	C9404CAH	C9405CA	
Spectral response range	200 to 400		500 to 1100	nm
Spectral resolution Max. (Spectral response half width) *3	3	1 *4	5 *5	nm
Wavelength reproducibility *6	±0.1		±0.2	nm
Wavelength temperature dependence	0.02			nm/°C
Spectral stray light *3, *7	-35			dB

Electrical characteristics

Parameter	Specification	Unit
A/D conversion	16	bit
Integration time	10 to 10000	ms
Interface	USB 1.1	-
USB bus power current consumption	100	mA
External power supply	5	V

General ratings / Absolute maximum ratings

Parameter	Specification	Unit
Dimensions	125.7 (W) × 115.7 (D) × 75 (H)	mm
Image sensor	Back-thinned type CCD image sensor (S10420-1006)	-
Number of pixels	1024	pixels
Slit *8 (H) × (V)	140 × 500 10 × 1000 70 × 800	μm
Optical NA	0.11 0.22	-
Connector for optical fiber	SMA905D	-
Operating temperature *9	+5 to +40	°C
Storage temperature	-20 to +70	°C

*1: A conversion factor for converting the image sensor pixel number into a wavelength is recorded in the module. A calculation factor for converting the A/D converted count into the input light intensity is not provided.

*2: Coaxial cable for external trigger input is sold separately. Refer to the "Mini-spectrometers Selection Guide" for details on external triggers.

*3: Depends on the slit opening. Values were measured with the slit listed in the table "General ratings / Absolute maximum ratings".

*4: Typical

*5: λ=550 to 900 nm

*6: Measured under constant light input conditions

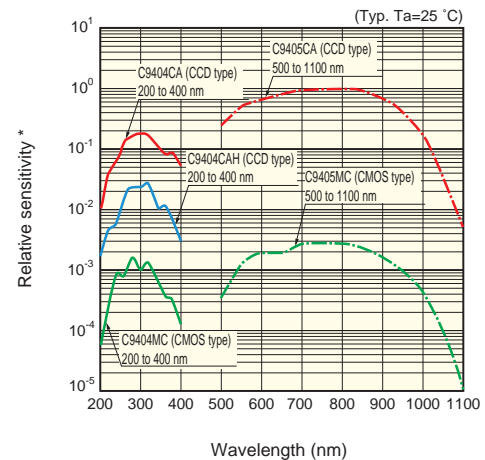
*7: When monochromatic light of the following wavelengths is input, spectral stray light is defined as the ratio of the count measured at the input wavelength, to the count measured in a region of the input wavelength ±20 nm (C9404CA, C9404CAH) or ±40 nm (C9405CA).
C9404CA, C9404CAH: 300 nm, C9405CA: 800 nm

*8: Entrance slit aperture size

*9: No condensation

Comparison of CCD type and CMOS type

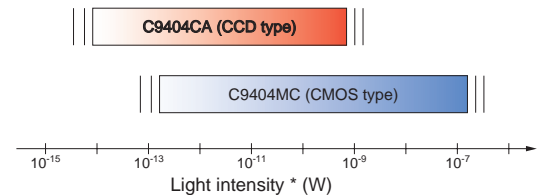
Output comparison



* A/D count when constant light level enters optical fiber.
(Fiber core diameter: 600 μm assuming no attenuation in optical fiber)

KACCB0157EB

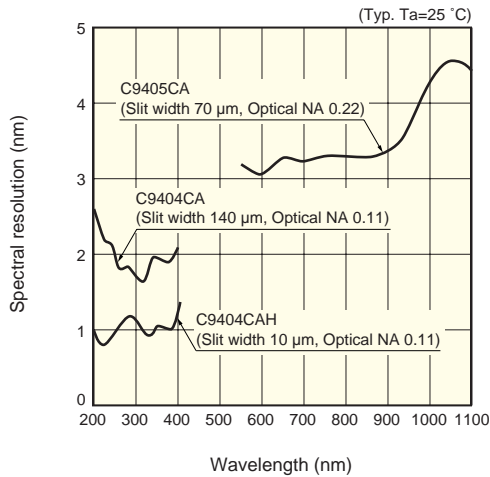
Measurable optical power entering optical fiber



* Fiber core diameter: 600 μm assuming no attenuation in optical fiber

KACCB0158EB

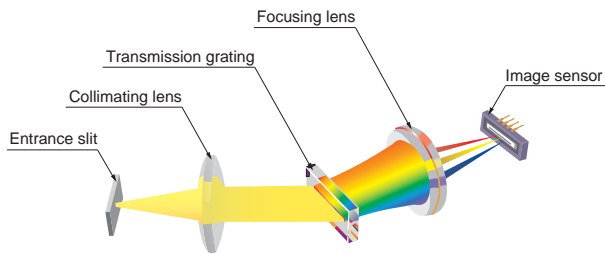
■ Spectral resolution vs. wavelength



KACCB0160EA

■ Optical component layout

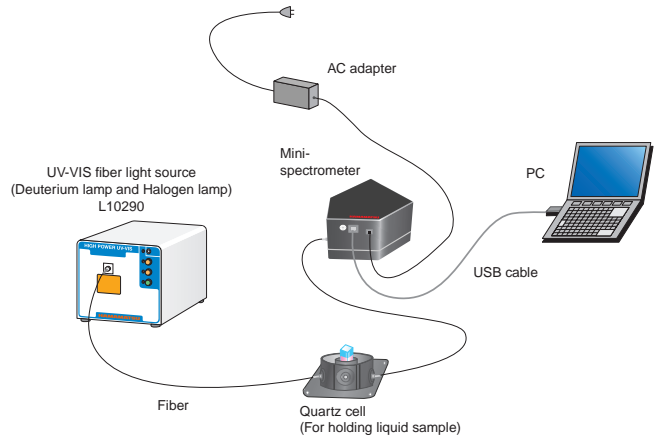
TM series mini-spectrometers use a transmission holographic grating made of quartz and precision optical components arranged on a rugged optical base, making it possible to deliver high throughput and highly accurate optical characteristics.



KACCC0256EA

■ Connection example (transmission light measurement)

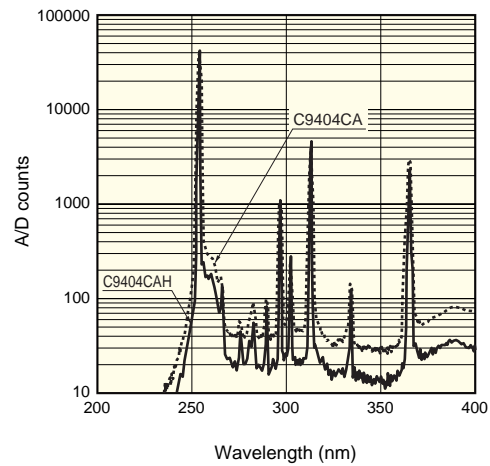
Light to be measured is guided into the entrance port of TG series through an optical fiber and the spectrum measured with the built-in image sensor is output through the USB port to a PC for data acquisition. There are no moving parts inside the unit so stable measurements are obtained at all times. An optical fiber that guides light input from external sources allows a flexible measurement setup.



KACCC0355EA

■ Measurement example

Line spectra from low-pressure mercury lamp were measured with The C9404CA (TG-UV-CCD), C9404CAH (TG-UV-CCD).



KACCB0166EA

■ Dedicated software package (supplied with unit)

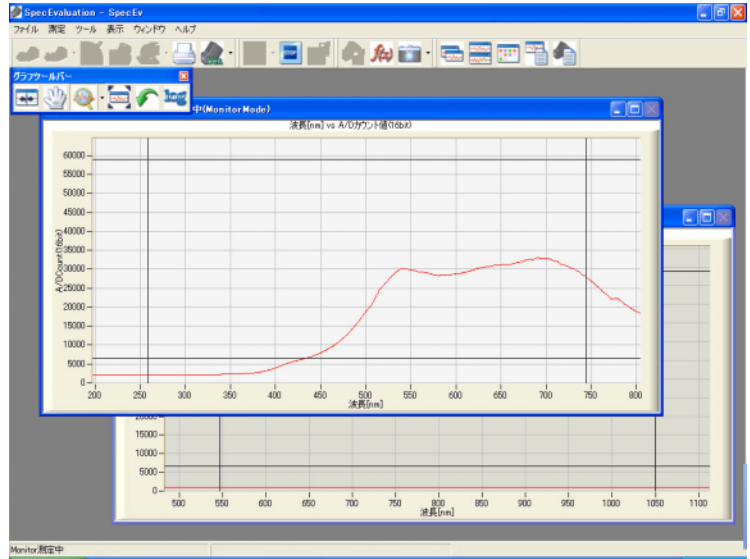
Installing the dedicated software package (containing sample software, device driver, DLL)*10 into your PC allows running the following basic tasks:

- Measurement data acquisition and save
- Measurement condition setup
- Module information acquisition (wavelength conversion factor, polychromator type, etc.)
- Graphic display
- Arithmetic operation
 - Pixel number to wavelength conversion
 - Dark subtraction
 - Comparison calculation with reference data (transmittance, reflectance)
 - Gaussian approximation (peak position and count, FWHM)

Note:

- Two or more mini-spectrometers can be connected and used with one PC simultaneously.
- The external trigger input function works with DLL, but does not function on the supplied sample software. If using an external trigger input, the user software must be configured to support that function.

*10: Compatible OS: Microsoft Windows Professional Edition 2000 (SP3 or later) and XP (SP1a or later)



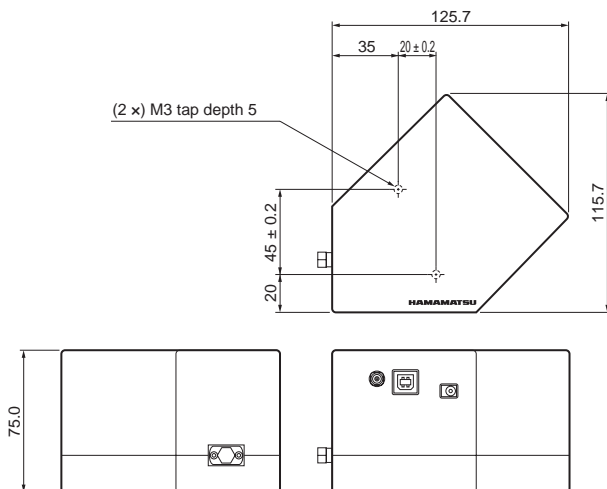
Device driver and DLL for controlling hardware are also provided.

You can develop your own measurement programs by using a software development environment that includes Microsoft Visual C++, Visual Basic and LabVIEW.*11 The DLL provides functions such as USB port open/close, measurement condition setup, measurement data and module information acquisition.

*11: Operation of the device driver and DLL has been verified only with Microsoft Visual C++®, Visual Basic® and LabVIEW®.

Microsoft Visual C++ and Microsoft Visual Basic are either registered trademarks or trademarks of Microsoft Corporation in the United States and other countries. LabVIEW is registered trademark of National Instruments.

■ Dimensional outline (unit: mm, tolerance unless otherwise noted: ±0.5)



KACCA0202EB

Mini-spectrometer TG series C9404CA, C9404CAH, C9405CA

■ Accessories

- USB cable
- Dedicated software (sample software, device driver, DLL)
- AC adapter (for power supply)

■ Options (sold separately)

- Coaxial cable for external trigger input A10670
- Optical fibers for light input

Type. No	Product name	Applicable mini-spectrometer	Core diameter (μm)	Specification
A9762-01	Fiber for UV/visible range (resistance to UV)	C9404CA (TG-UV-CCD) C9404CAH (TG-UV-CCD)	600	N.A.=0.22, length 1.5 m, connectorized SMA905D at both ends
A9763-01	Fiber for visible/near infrared range	C9405CA (TG-SWNIR-CCD)	600	

CE
 C9404CA, C9404CAH, C9405CA conforms to the European EMC directives (Applied standard: EN 61326 Class B) and Low voltage directives (Applied standard: EN 61010-1).

■ Mini-spectrometer line-up

Type No.	Type	Spectral response range (nm)											Spectral resolution Max. (nm)	Image sensor					
		200	400	600	800	1000	1200	1400	1600	1800	2000	2200							
C10082CA	TM series	TM-UV/VIS-CCD High sensitivity														6	Back-thinned type CCD image sensor		
C10082CAH		TM-UV/VIS-CCD High resolution	200 to 800													1*			
C10082MD		TM-UV/VIS-MOS Wide dynamic range															6	CMOS linear image sensor	
C10083CA		TM-VIS/NIR-CCD High sensitivity															8 (λ=320 to 900 nm)	Back-thinned type CCD image sensor	
C10083CAH		TM-VIS/NIR-CCD High resolution	320 to 1000													1* (λ=320 to 900 nm)			
C10083MD		TM-VIS/NIR-MOS Wide dynamic range															8	CMOS linear image sensor	
C9404CA	TG series	TG-UV-CCD High sensitivity															3	Back-thinned type CCD image sensor	
C9404CAH		TG-UV-CCD High resolution	200 to 400														1*	Back-thinned type CCD image sensor	
C9404MC		TG-UV-MOS Wide dynamic range																3	CMOS linear image sensor
C9405CA		TG-SWNIR-CCD High sensitivity																5 (λ=550 to 900 nm)	Back-thinned type CCD image sensor
C9405MC		TG-SWNIR-MOS Wide dynamic range																5 (λ=550 to 1100 nm)	NMOS linear image sensor
C9406GC	TG series	TG-NIR Non-cooled type																7	InGaAs linear image sensor
C9913GC		TG-cooled NIR-I Low noise (cooled type)																7	
C9914GB		TG-cooled NIR-II Low noise (cooled type)																8	
C9407MA	RC series	RC-VIS-MOS Spectrometer module	340 to 780															9	CMOS linear image sensor
C9408MA		RC-SWNIR-MOS Spectrometer module																8	
* Typ.																			
OEM model																			
Type No.	Type	Spectral response range (nm)											Spectral resolution Max. (nm)	Image sensor					
C9409MA	RC series	RC-VIS-MOS Spectrometer head	340 to 780															9	CMOS linear image sensor
C9410MA		RC-SWNIR-MOS Spectrometer head																8	

HAMAMATSU

Information furnished by HAMAMATSU is believed to be reliable. However, no responsibility is assumed for possible inaccuracies or omissions. Specifications are subject to change without notice. No patent rights are granted to any of the circuits described herein. ©2008 Hamamatsu Photonics K.K.

HAMAMATSU PHOTONICS K.K., Solid State Division

1126-1 Ichino-cho, Higashi-ku, Hamamatsu City, 435-8558 Japan, Telephone: (81) 53-434-3311, Fax: (81) 53-434-5184, www.hamamatsu.com

U.S.A.: Hamamatsu Corporation, 360 Foothill Road, P.O.Box 6910, Bridgewater, N.J. 08807-0910, U.S.A., Telephone: (1) 908-231-0960, Fax: (1) 908-231-1218

Germany: Hamamatsu Photonics Deutschland GmbH, Arzbergerstr. 10, D-82211 Herrsching am Ammersee, Germany, Telephone: (49) 08152-3750, Fax: (49) 08152-2658

France: Hamamatsu Photonics France S.A.R.L.: 19, Rue du Saule Trapu, Parc du Moulin de Massy, 91882 Massy Cedex, France, Telephone: 33-(1) 69 53 71 00, Fax: 33-(1) 69 53 71 10

United Kingdom: Hamamatsu Photonics UK Limited: 2 Howard Court, 10 Twin Road, Welwyn Garden City, Hertfordshire AL7 1BW, United Kingdom, Telephone: (44) 1707-294888, Fax: (44) 1707-325777

North Europe: Hamamatsu Photonics Norden AB: Smidesvägen 12, SE-171 41 Solna, Sweden, Telephone: (46) 8-509-031-00, Fax: (46) 8-509-031-01

Italy: Hamamatsu Photonics Italia S.R.L.: Strada della Moia, 1/E, 20020 Arese, (Milano), Italy, Telephone: (39) 02-935-81-733, Fax: (39) 02-935-81-741

Cat. No. KACC1131E03
May 2008 DN