


Tuning Fork Chopper CH-10



↑ CH-10 Tuning Fork Chopper

Features

- One fixed frequency from the range of 10 Hz to 1 kHz
- Aperture up to 10mm
- Small size/lightweight
- Withstands shock and vibration
- Low power drive electronics
- Rugged, no wearing parts
- Maintenance free
- High reliability
- High frequency stability (to 0.005%)
- High amplitude stability <.01%
- Vacuum operation (to 10^{-10} Torr)¹
- High/low temperature operation (Cryo to 200°C)¹
- Jitter free operation
- No radiated electromagnetic interference (EMI)
- Reference signal available
- Metal vanes are standard, mirrors, prisms or lenses optional¹
- Single vane for alternate beam chopping¹

¹Available as a special order

- **Scitec Instruments' FIXED FREQUENCY resonant optical modulator is an electromagnetically driven tuning fork device, which uses vanes of different shapes and surface characteristics, attached to moving tines, to chop a light beam with a sinusoidal motion. A range of factory set fixed frequency modulation waveforms (sine, half sine and pulse) is available.**

- The modulating frequency range of the CH-10 chopper is from 10 Hz to 1 kHz, fixed at any one value within the range. The aperture is inversely proportional to the frequency, and is a function of the size of the vanes and the type (duty cycle).
- Operation at the natural resonant frequency is sustained by a feedback amplifier, the AGC driver or the ED driver, supplied separately. The driver controls the aperture and provides a reference signal. The PLD-1C driver will phase lock the device to an external stable source. The PLD-2C driver will lock two choppers in a master/slave mode.
- The most common type of aperture is the half open in the rest position, 90% duty cycle. It is used for a large beam diameter. When the modulator is operating in this configuration the maximum aperture is produced. The vanes are factory adjusted so that when fully illuminated the maximum excursion condition (controlled by the drive electronics) generates an almost complete sine wave as shown in figure 1.B. Typically, the light is transmitted for 90% of each cycle. The 50% duty cycle modulation is used for a small beam diameter, shown in figure 1.A. The vanes are factory adjusted to be just closed in the rest position. Full aperture for 50% duty cycle is one half of the 90% duty cycle.
- Balanced operation and high "Q" insure frequency stability, low electrical drive power and low reaction forces. High flexural stiffness provides good resistance to shock and vibration. The standard operating temperature is -40°C to +65°C.
- Tuning fork choppers are cryogenic and high temperature (200°C) capable. They can be constructed of low outgassing materials for ultra high vacuum (10^{-10} torr) applications.
- Tuning fork choppers are especially suitable for long life, dedicated applications, OEM, built into an instrument/system, and for portable systems.
- Applications include: test equipment, noise detection (with a lock-in amplifier), pollution and gas detection, radiometry, radiation pyrometry, military, scientific, environmental and aerospace and atmospheric research, non-invasive medical research and laboratory research.

Tuning Fork Chopper

CH-10

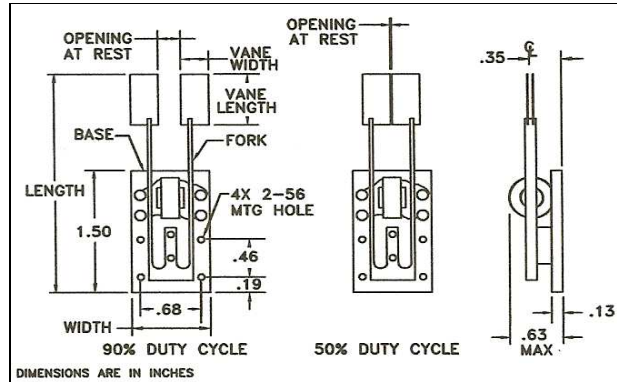


Specifications

CH-10 Tuning Fork Chopper

Frequency	50% Duty Cycle		90% Duty Cycle	
	Full aperture		Full aperture	
(Hz)	(mm)	(Inches)	(mm)	(Inches)
10-150	5.1	0.20	10.2	0.40
200	4.0	0.16	8.1	0.32
250	3.8	0.15	7.6	0.30
300	3.1	0.12	6.1	0.24
400	2.4	0.10	4.8	0.19
450	2.0	0.08	4.0	0.16
500	1.8	0.07	3.6	0.14
600	1.5	0.06	3.0	0.12
700	1.2	0.05	2.0	0.09
800	1.0	0.04	2.0	0.08
900	0.8	0.03	1.6	0.07
1000	0.6	0.03	1.2	0.05

Frequency Hz	Length Inches	Width		Vane		Opening at Rest (Inches)
		Single Coil Inches	Double/triple Coil Inches	Length Inches	Width Inches	
10-50	2.81	0.88	1.00	0.63	0.37	0.20
60-200	2.69	0.88	1.00	0.63	0.31	0.20
200-400	2.56	0.88	1.00	0.50	0.31	0.20-0.10
400-600	2.40- 2.00	0.88	1.00	0.40	0.24	0.10-0.06
600-800	2.00	0.88	1.00	0.40	0.24	0.06-0.04
800- 1000	2.00	0.88	1.00	0.40	0.23	0.04-0.03



Ordering Information

CH-10 Tuning Fork Chopper:

Type [CH-10]; Duty Cycle [%]; Vane [B=bright or D=dark]; Frequency [Hz].

Example: Part No. CH10-90D-825. This part number specifies the model CH-10 chopper, with 90% duty cycle, dark vanes and a 825 Hz operating frequency.

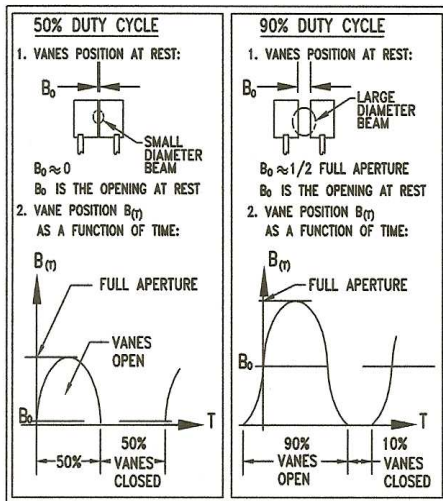
Special vane configurations, modulating waveforms and shapes are available on special order. Consult factory. Drive electronics with different packages, regulation, and reference signal and power supply options are available. Please contact us for

Enquiries

→ Scitec Instruments Ltd
Bartles Industrial Estate
North Street
Redruth
Cornwall
TR15 1HR
UK

→ t. +44 [0]1209 314 608
→ f. +44 [0]1209 314 609

→ www.scitec.uk.com
→ e. scitec@scitec.uk.com



- NOTES: 1) FOR 50% DUTY CYCLE: THE OPENING AT REST IS ZERO
2) THE STANDARD BASE HOLDS A SINGLE COIL.
A BASE WITH TWO COILS IS RECOMMENDED FOR LOW FREQUENCIES AND HIGH AMPLITUDE STABILITY (WITH THE AGC DRIVER) AND FOR A WIDE TEMPERATURE RANGE
A BASE WITH THREE COILS IS RECOMMENDED FOR HIGH FREQUENCIES AND HIGH AMPLITUDE STABILITY (WITH THE AGC DRIVER) AND FOR A WIDE TEMPERATURE RANGE
3) THE VANE MOTION IS SINUSOIDAL